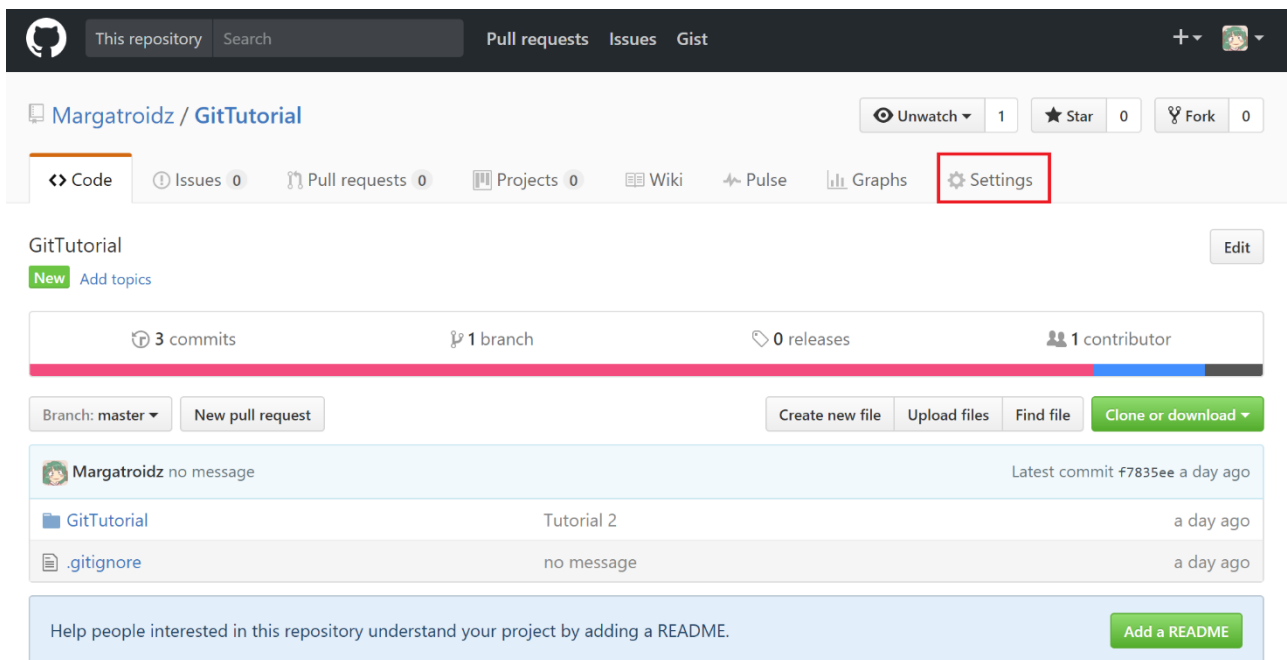


## 練習 4: 加入合作夥伴

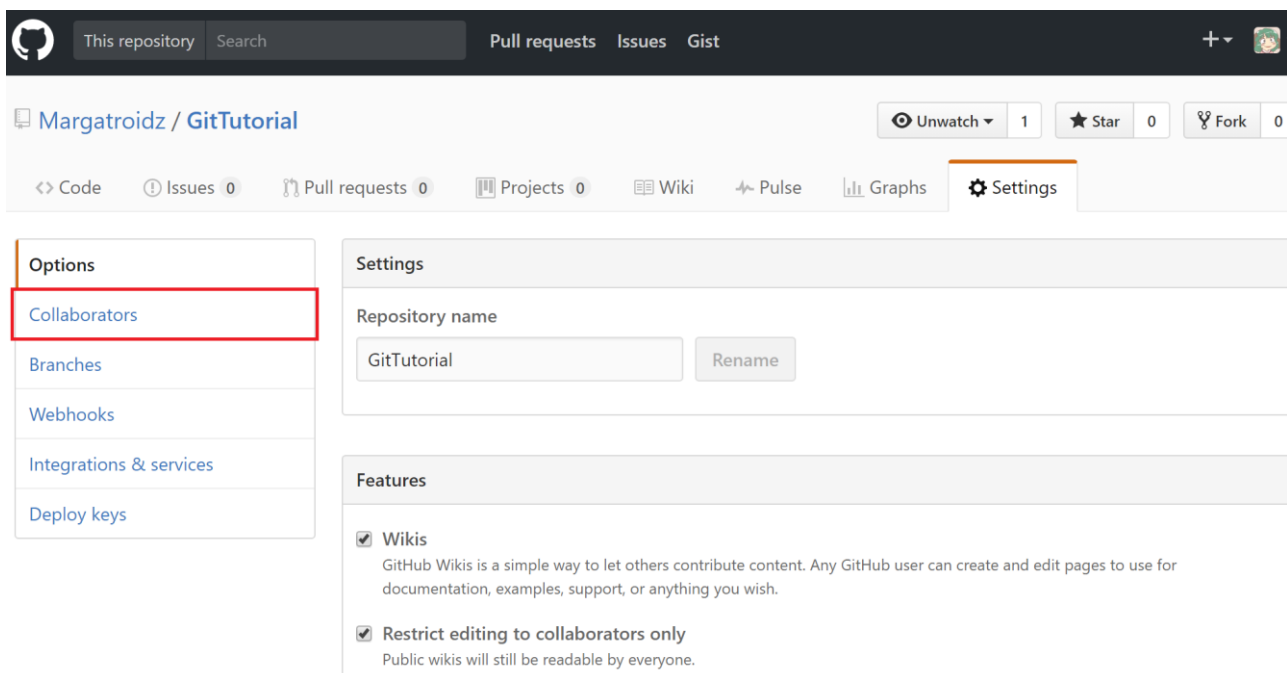
兩個人合作，如果希望和別人共同使用一個 git 專案，擁有者須加入合作夥伴，其他人才可以 push 檔案(課程所提供的 GitLab 已將組員加入專案，可以直接使用，不用進行練習 4)。

### 1. 到 Git 專案點擊 Settings



The screenshot shows the GitHub interface for the repository 'Margatroidz / GitTutorial'. The 'Settings' tab is highlighted with a red box. The repository has 3 commits, 1 branch, 0 releases, and 1 contributor. The 'Branch: master' dropdown is visible, along with buttons for 'New pull request', 'Create new file', 'Upload files', 'Find file', and 'Clone or download'. The commit history shows a commit by Margatroidz with the message 'Tutorial 2' and a file named '.gitignore'.

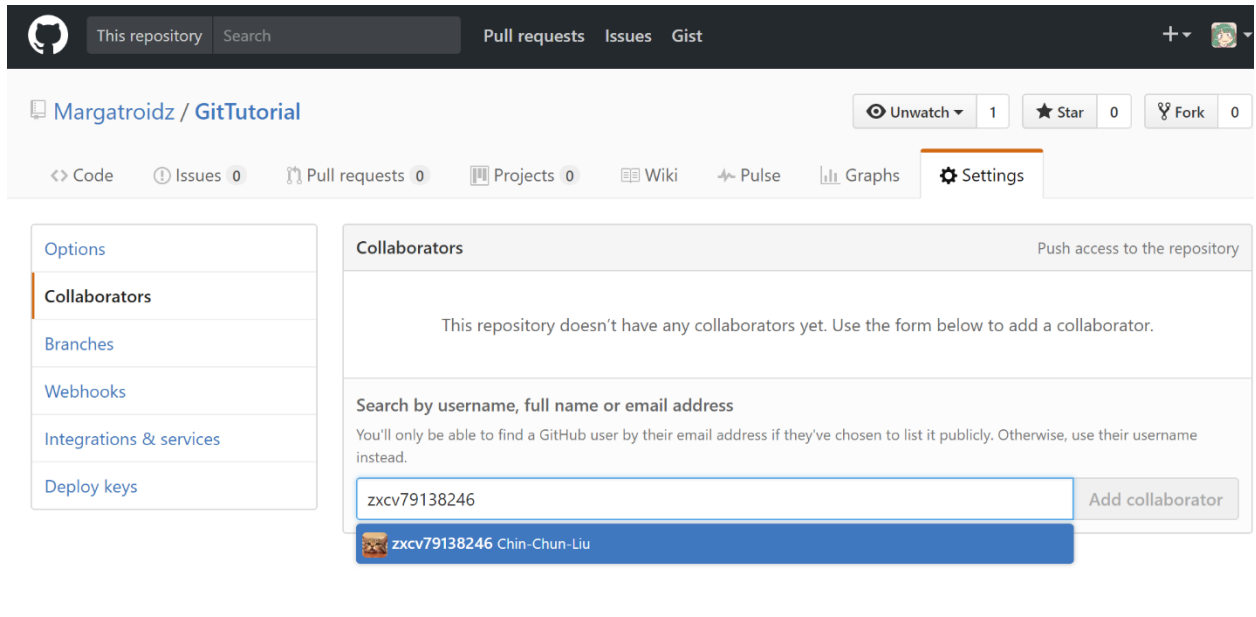
### 2. 點擊 Collaborators



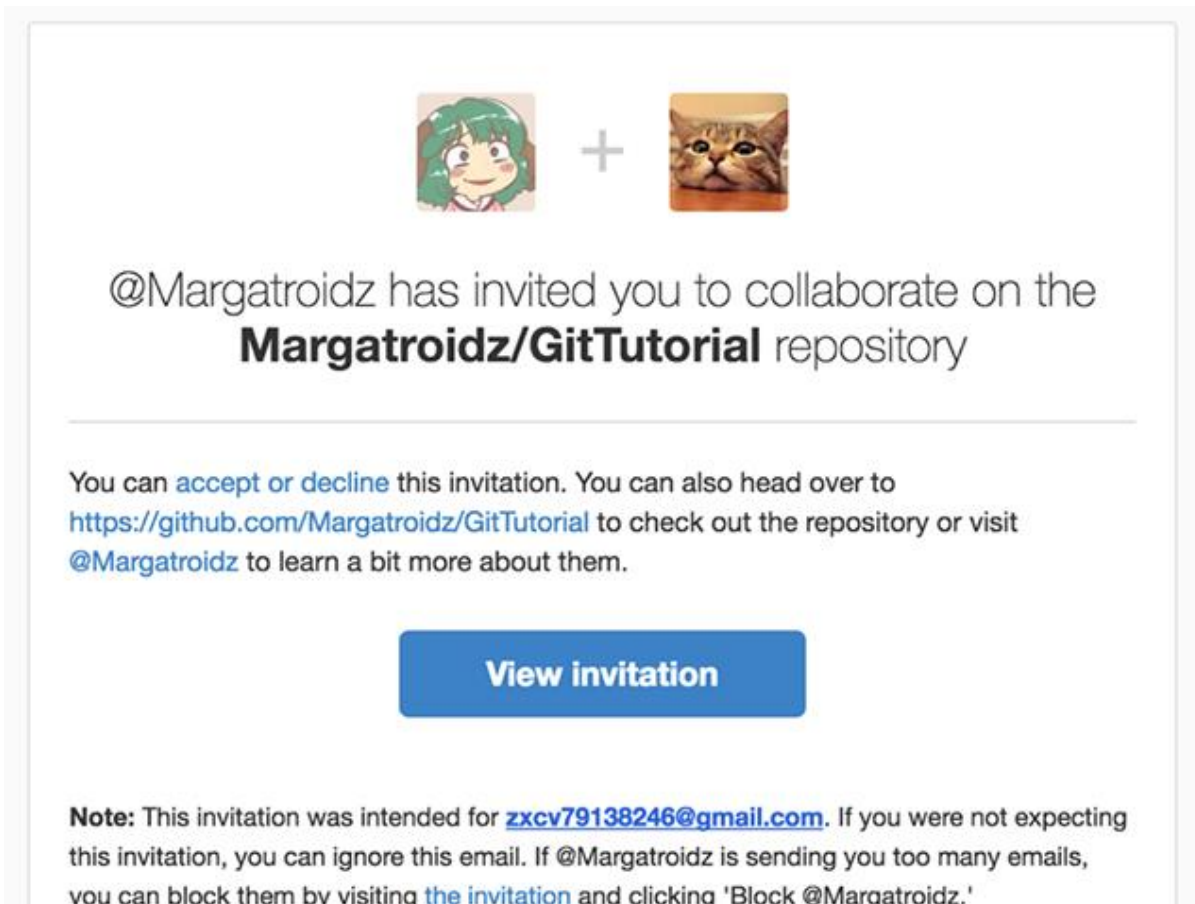
The screenshot shows the GitHub interface for the repository 'Margatroidz / GitTutorial'. The 'Settings' tab is selected, and the 'Collaborators' option is highlighted in the left sidebar. The 'Settings' page shows the 'Repository name' field with the value 'GitTutorial' and a 'Rename' button. The 'Features' section is visible, with 'Wikis' and 'Restrict editing to collaborators only' checked.

3. 輸入工作夥伴的 **UserName** 後，點擊 Add collaborator

(如果希望透過 Email 加入，需在帳號設定 Email 為公開，預設為不公開)



4. 收到邀請的使用者會在 Email 收到邀請信件，點擊 View invitation，並在 GitHub 上點擊 Accept invitation





Margatroidz invited you to collaborate

Accept invitation

Decline

Is this user sending spam or malicious content? You can block @Margatroidz.



## 5. 加入合作夥伴完成

This repository Search Pull requests Issues Gist

Margatroidz / GitTutorial Unwatch 2 Star 0 Fork 0

Code Issues 0 Pull requests 0 Projects 0 Wiki Pulse Graphs Settings

Options

**Collaborators**

Branches

Webhooks

Integrations & services

Deploy keys

Collaborators Push access to the repository

Chin-Chun-Liu zxcv79138246

Search by username, full name or email address

You'll only be able to find a GitHub user by their email address if they've chosen to list it publicly. Otherwise, use their username instead.

Add collaborator

© 2017 GitHub, Inc. Terms Privacy Security Status Help

Contact GitHub API Training Shop Blog About